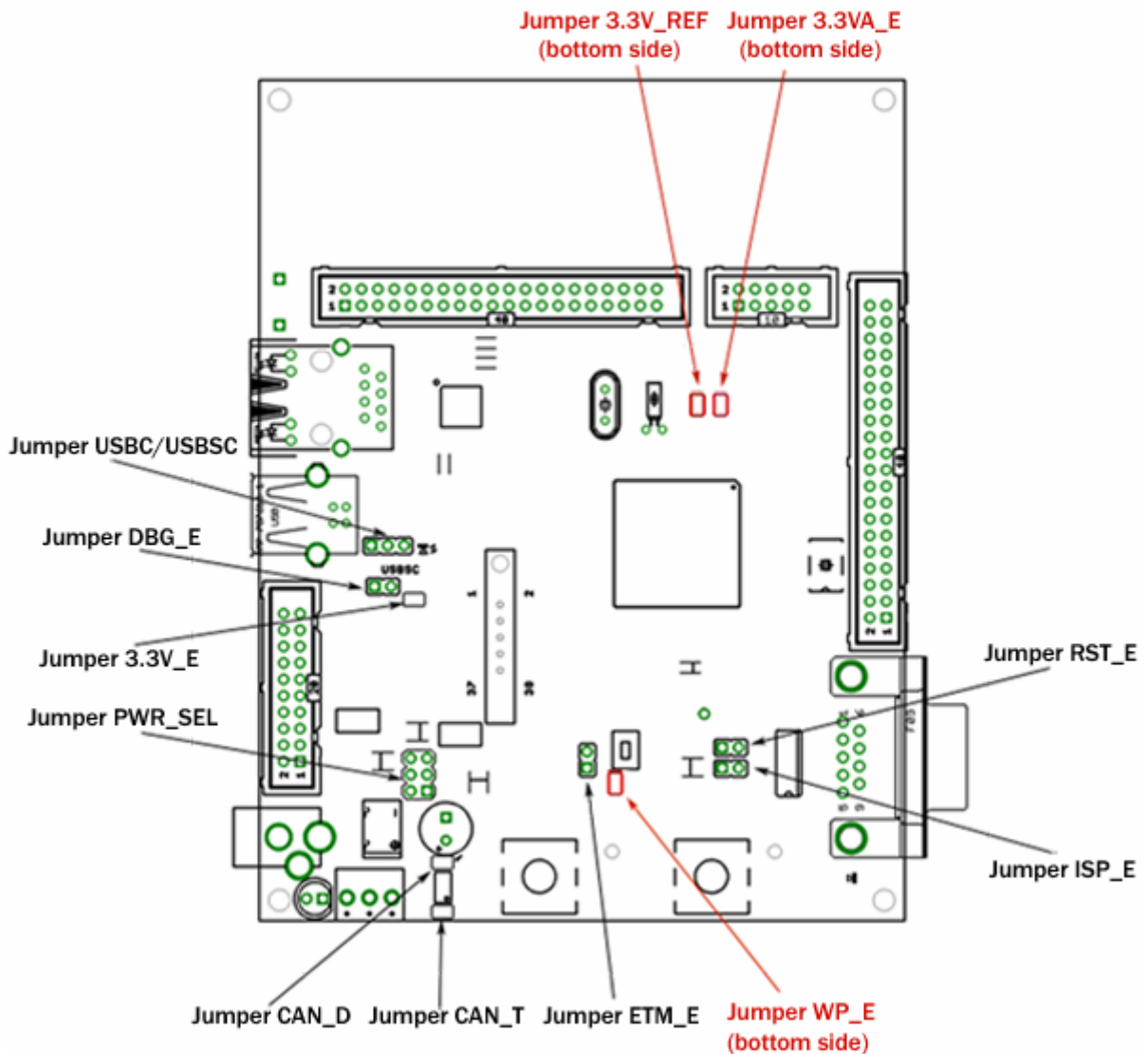






Board LPC-P2378



Jumper name	Type	Default position	Position	Description
PWR_SEL	jumper			External power supply.
				+5V power supply from JTAG.
				+5V power supply from USB.
DBG_E	jumper			Disable TRACE port (P2.0 – 2.9).
				Enable TRACE port (P2.0 – 2.9).
USBC/USBSC	jumper			R27 (1.5k) is connect to USB D+
				R27 (1.5k) is controlled from P0.14/U2CONNECT/SSEL1 port (PIN48)

				P0.14/U2CONNECT/SSEL1 port (PIN48) is not connected.
ISP_E RST_E	jumper			Disable ICSP programming
				Enable ICSP programming (via RS232_0)
3.3V_E	smd	close	open	No power supply for I/O ports.
			close	Connect +3.3V to the I/O ports.
3.3VA_E	smd	close	open	Disable +3.3V for ADC and DAC.
			close	Enable +3.3V for ADC and DAC.
3.3V_REF	smd	close	open	Disable reference for ADC and DAC.
			close	Enable 3.3V reference for ADC and DAC.
CAN_D	smd	open	open	CAN Driver enable.
			close	CAN Driver disable.
CAN_T	smd	close	open	CAN Terminator disable.
			close	CAN Terminator enable (120 ohm).
WP_E	smd	close	open	Write protected pin is not connected.
			close	Write protected pin is connected to P1.28/PCAP1.0/MAT0.0 port (PIN 63).
ETM_E	N/A			
Jumper settings for:				
JTAG programming	PWR_SEL any position, ISP_E and RST_E open			
ICSP programming	ISP_E and RST_E close, PWR_SEL any position			
TRACE programming	DBG_E close, PWR_SEL any position, ISP_E and RST_E open			