

Digital Spectrum Analyzer

GA40XX Series

1.5GHz/3GHz/7.5GHz

Professional Performance
Robust Measurement features
High Frequency Stability
Easy- to-use User Interface
Compact size, Light weight, Portable design





GA4062/GA4032

9kHz~1.5GHz

GA4033/GA4063

9kHz~3GHz

GA4064

9kHz~7.5GHz

Product Overview

GA40XX series is a small size, light weight, cost-effective portable spectrum analyzer to meet your all the RF application demands. It has easy-to-keyboard layout and high-definition 8.5-inch TFT color LCD display; display contains the appropriate settings and alerts. It includes the standard USB, LAN and RS232 communication interface, virtual terminal display and control and remote network access. The spectrum analyzer can be widely applied in many fields of science education, enterprise research and development and industrial production.

Features

- Frequency range of 9 kHz to 1.5GHz/3GHz/7.5GHz
- Displayed average noise level (DANL) < -148 dBm
- Phase Noise -90 dBc/Hz, -95 dBc/Hz, -100 dBc/Hz (Offset 10 kHz)
- Full amplitude accuracy < 1.0 dB
- Minimum resolution bandwidth (RBW) 1 Hz
- Standard preamplifier
- 1.5GHz/3GHz/7.5GHz Tracking Generator(Optional)
- Measurement capabilities and a variety of automatic settings
- 8.5-inch (800x480) widescreen display
- The interface is simple and rich in affinity, operation and has user-friendly design
- Compact portable design, weighing less than 7 kg

TECHNICAL SPECIFICATIONS

Model No	GA4062	GA4032	GA4033	GA4063	GA4064
Frequency Specifications					
Frequency range	9kHz ~ 1.5GHz		9kHz ~ 3GHz		9kHz ~ 7.5GHz
Internal 10 MHz frequency reference accuracy					
Initial calibration accuracy	$\pm 1 \times 10^{-7}$				
Aging rate	± 0.1 ppm/year	± 1 ppm/year	± 0.1 ppm/year		
Temperature stability	$\pm 5 \times 10^{-8}$ Referenced to frequency reading at 0-50 °C				
Frequency readout accuracy with marker (start, stop, center, marker)					
Marker resolution	(frequency span)/(sweep points -1)				
Uncertainty	\pm (frequency indication \times frequency reference uncertainty + 1% \times span + 10% \times resolution bandwidth + marker resolution + 1 Hz)				
Frequency reference uncertainty	$=$ (aging rate \times period of time since adjustment + temperature stability)				
Marker frequency counter					
Resolution	1 Hz				
Accuracy	\pm (marker frequency \times frequency reference uncertainty + counter resolution)				
(marker level to displayed noise level > 25 dB; frequency offset 0 Hz)					
Frequency span					
Range	0Hz (zero span), 100 Hz to 3GHz				
Resolution	1 Hz				
Accuracy	\pm span/(sweep points -1)				
SSB phase noise					
	< -100dBc/Hz@10kHz	< -90dBc/Hz@10kHz		< -95dBc/Hz@10kHz	
	(Center frequency 500 MHz, RBW=100Hz, VBW=1Hz 20 °C to 30 °C)				
Resolution bandwidth (RBW)					
-3 dB bandwidth	1 Hz ~ 3 MHz	100 Hz ~ 1 MHz		1 Hz ~ 3 MHz	
Accuracy	$\pm 5\%$, RBW = 1Hz to 1 MHz Nominal, $\pm 20\%$, RBW = 3 MHz				
Resolution filter shape factor	< 5 : 1				
Video bandwidth (VBW)					
-3 dB bandwidth	1 Hz to 3 MHz, 1-3-10 sequence				

Amplitude specifications					
Measurement range	+30dBm to displayed average noise level (DANL)				
Input attenuator range	0 dB to 50 dB, in 10 dB steps				
Maximum safe input level					
Average continuous power	+30 dBm, (3 minutes maximum, Input attenuator ≥ 20 dB, preamplifier off)				
DC voltage	50V			25V	
Displayed average noise level					
Preamp on	≤ -148 dBm -160dBm Typical value	≤ -128 dBm -140dBm Typical value		≤ -148 dBm -160dBm Typical value	
Preamp off	≤ -130 dBm		≤ -110 dBm		≤ -130 dBm

Model No	GA4062	GA4032	GA4033	GA4063	GA4064
Amplitude specifications(Cont'd)					
Level display range					
Log scale	10 dB to 100 dB, 10 divisions displayed; 1, 2, 5, 10 dB/division				
Linear scale	0% to 100%, 10 divisions displayed				
Scale units	dBm, dBmV, dBuV, dBuV/m, uV, mV, V, mW, W				
Sweep (trace) points	501				
Marker level readout resolution					
Log scale	0.01 dB				
Linear scale	≤1% of signal level Nominal				
Detectors	Normal, Positive peak, Sample, Negative peak				
Number of traces	3				
Level display range					
Trace functions	Clear/write, Maximum hold, Minimum hold, View				
Level measurement error	±(0.6 dB+frequency response), all frequency				
Frequency response	±1 dB				
Reference level					
Setting range	-110 dBm to +30 dBm steps of 1 dB				
Setting resolution Log scale	0.01 dB				
Linear scale Same as log	(2.236 μV to 7.07 V)				
Accuracy	0				
RF Input VSWR (at tuned frequency)					
	< 1.5:1, (10 MHz to 3 GHz, 10 dB or 20 dB attenuation)				
Spurious response					
Second harmonic distortion	< -70dBc, (Mixer signal level at -40 dBm, input attenuation 0 dB, preamp off)				
Third order intermodulation distortion	< -70dBc,(Two -30 dBm tones at input mixer, spaced by 1MHz input attenuation 0 dB, preamp off)				
Input related spurious	< -60dBc, (-30 dBm signal at input mixer)				
Inherent residual response	< -88dBm, (Input terminated 50 Ω and 0 dB RF attenuation, preamplifier off)				
Sweep specifications					
Sweep time					
Range	10ms to 3000s, Span≥100 Hz;100μs to 100s, Span = 0 Hz (zero span)				
Sweep mode	Continuous, single				
Trigger source	Free run, Line trigger, External trigger				
Trigger slope	Positive or Negative edge available				
RF input					
Connector and impedance					
	N-Type female, 50 Ω Nominal.				
10 MHz reference					
Reference input frequency	10 MHz				
Reference input amplitude	0 dBm to +10 dBm				
Reference output frequency	10 MHz				
Reference output amplitude	0 dBm to +10 dBm				
Connector	BNC female, 50 Ω Nominal				

Model No	GA4062	GA4032	GA4033	GA4063	GA4064
----------	--------	--------	--------	--------	--------

Auto Measurement Functions

	Phase noise, Adjacent channel power, Occupied bandwidth.
	Third order intermodulation distortion, Pass/Fail, Standing wave ratio.

Interface

Host connector	USB Type-A female
Device connector	USB Type-mini AB female, LAN, RS232 or VGA

General specifications

Display	
Resolution	800 pixels x 480 pixels
Size and type	8.5 inch TFT color display
Languages	On-screen GUI: English, Simplified Chinese

Power requirements

Adaptor voltage	100 V to 240 V AC, Rate 50/60/400 Hz , Auto-ranging
Power consumption	less than 35W

Environmental and size

Temperature range	0 °C to +40 °C (Operating) -40 °C to +70 °C (Storage)
Relative humidity	< 95%
Weight	less than 7kg
Dimensions	410 mm × 210mm × 136 mm, Approximately (W x H x D)

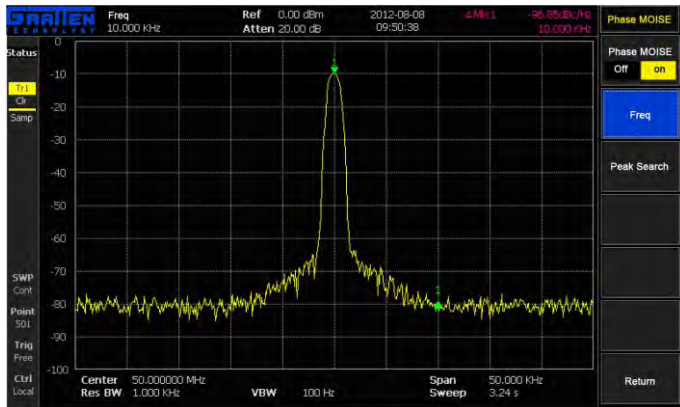
Tracking generator (Optional)

Frequency range	5MHz~1.5GHz	5MHz~3GHz	5MHz~7.5GHz
Output level	0 dBm to -25 dBm, 1 dB steps		
Output flatness	± 3dB		
VSWR	< 2.0: 1, Nominal		
Connector and impedance	N-Type female, 50 Ω		

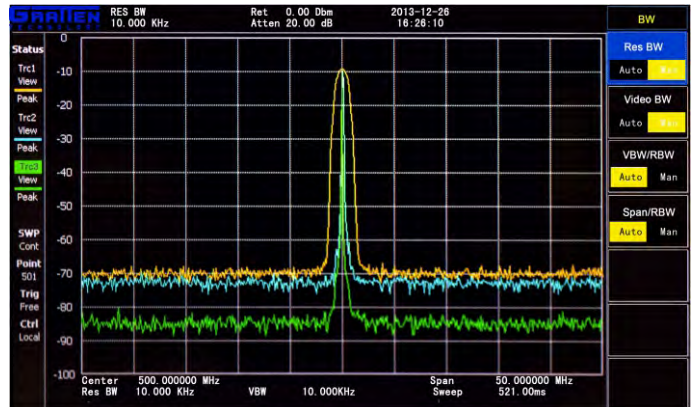
AM / FM Demodulation Measurement-except GA4032 (Optional)

AM Demodulation	
Modulation Frequency	20Hz~100kHz
Frequency Accuracy	1Hz (Modulation Frequency < 1kHz) 0.1% (Modulation Frequency ≥ 1kHz)
Modulation Depth	5~95%
Depth Measurement Precision	± 4%
FM Demodulation	
Modulation Frequency	20Hz~200kHz
Frequency Accuracy	1Hz (Modulation Frequency < 1kHz) 0.1% (Modulation Frequency ≥ 1kHz)
Frequency Offset	20Hz~400kHz
Frequency Offset Precision	± 4%
SINAD	
Measurement Range	0~60dBc
Measurement Precision	± 1dB

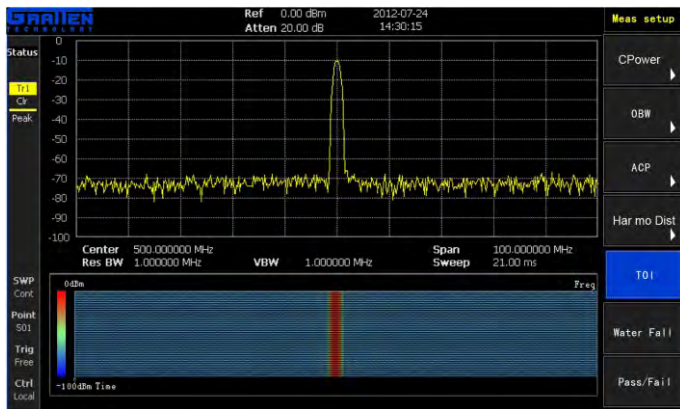
Advanced Measurement Functions



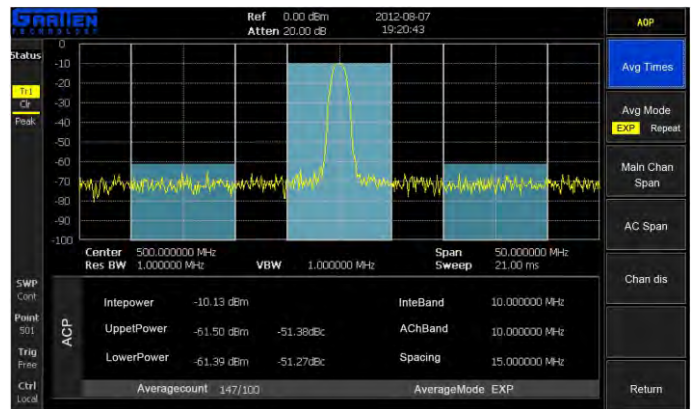
Phase noise measurement display



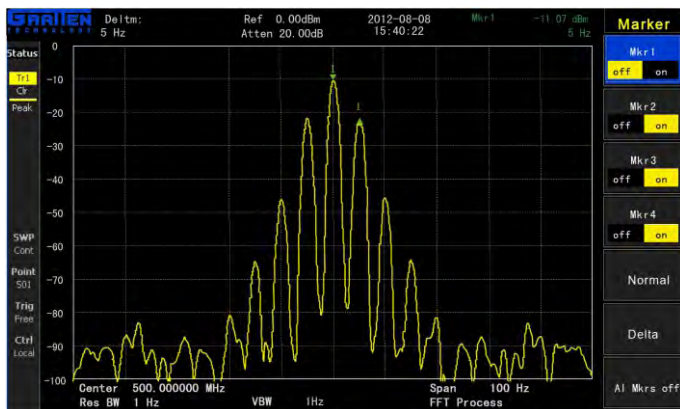
Three simultaneous trace display at RBW 1M/100K/10K



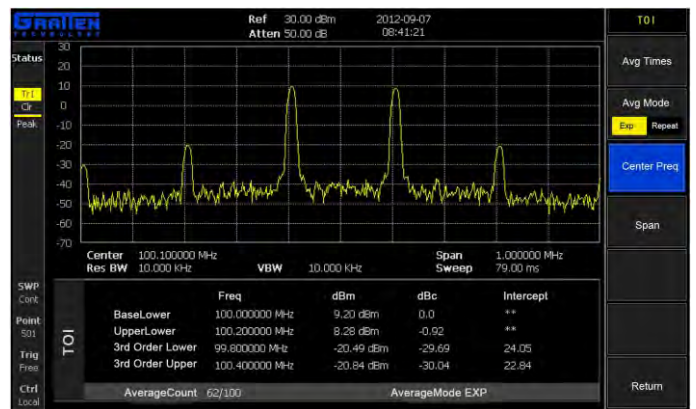
Waterfall plot display



Adjacent channel power



Distinguish similar nearby signal at RBW 1Hz



Third order intermodulation distortion



Add: Building A8, Tanglang Industrial Zone, Xili, Nanshan, Shenzhen, 518055, P. R. China
 Tel: +86-755-6161 8252/ 6161 8291/2655 9660
 Fax: +86-755-8602 1299
 E-mail: atten8@atten.com.cn
 Http:// www.glarun-atten.com



(CBT024094)-D

We pursue a policy of continuous development and product improvement. Thus the specifications and picture in this Spec sheet may be changed to make product improvements at any time and without notice.